

SAMMYS FOR CONCRETE – Swivel Application




PRODUCT FEATURES

- Installs vertically and swivels up to 89° in wood & concrete structures
- Eliminates distortion of threaded rod
- 1/4" pre-drilled pilot hole required
- Concrete installation tool available for a one piece installation process
- Assembled in the U.S.A.



View our installation videos:
www.sammysanchors.com/install



SWIVEL MOUNT


Approvals	Rod Size	Part Number	Model	Screw Description	Ultimate Pullout (lbs)*	Box Qty	Case Qty	Nut Driver
	3/8"	8269957	SH-GST/CST 20	5/16 x 1-3/4"	2537 in 3000 psi concrete 1459 @ 45° off vertical in 3000 psi concrete 2852 in 6000 psi concrete 1636 @ 45° off vertical in 6000 psi concrete	25	125	#14 SH Orange Part 8273910

* Tested in 3000 PSI concrete


Note: UL Listed for wood – see page 5

CONCRETE / WOOD INSTALLATION KIT

Rotary Hammer Drill into concrete



Hammer Drill into concrete



CONCRETE INSTALLATION KIT

Part Number	Description	Each Qty
8122910	(a) Concrete Installation Kit – Kit includes the following items:	1
8113910	(b) #14 Black Nut Driver	1
8114910	(c) #14 SW Red Nut Driver	1
8116910*	(d) #250 Bit (1/4")	1
8117910	(e) SDS Bit (1/4")	1
8118910*	(f) 7/32 Wood Bit	1
8120910*	(g) HEX 250 Bit Receiver (1/4")	1
8098910*	(h) SL 250 Sleeve	1

* Can only be purchased with complete kit

