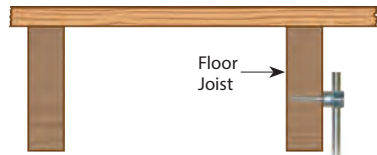
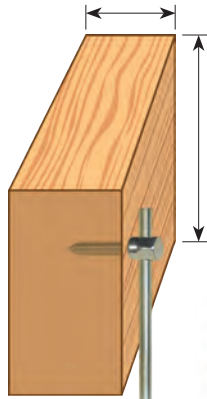


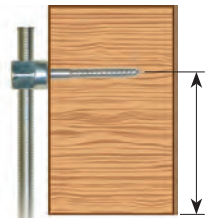
SIDEWINDER® FOR WOOD – Horizontal Application

Not less than 2" nominal width (1-1/2") up to 3-1/2" pipe; not less than 3" nominal width (2-1/2") 4" & 5" pipe



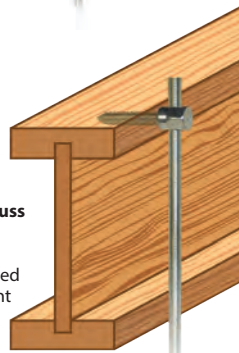
Floor Joist

Minimum 2-1/2" from bottom for branch lines. Minimum 3" from bottom for main lines. Exception: This requirement shall not apply to 2" or thicker nailing strips resting on top of steel beams.



Composite / Truss
Consult truss manufacturer for recommended installation point

*Pre-drilling may be required for SWG 25-380. Tool available on page 11




PRODUCT FEATURES

- No pre-drilling required
- Quick to install using the Sammy Nut Driver with an 18V cordless drill
- Saves time from traditional methods
- Reduces installation costs
- Assembled in the U.S.A.



View our installation videos:
www.sammysanchors.com/install



HORIZONTAL MOUNT

Approvals	Rod Size	Part Number	Model	Screw Description	Ultimate Shear (lbs)	UL Test Load (lbs)	Box Qty	Case Qty	Nut Driver
	3/8"	8020957	SWG 10	1/4 x 1"	622 (Fir)	300	25	125	#14 SW Red Part # 8114910
	3/8"	8021957	SWG 20	1/4 x 2"	1725 (Fir)	1050	25	125	#14 SW Red Part # 8114910
	3/8"	8022925	SWG 25-380	3/8 x 2-1/2"	2249 (Fir)	1500	25	125	#14 SW Red Part # 8114910
	3/8"	8023925	SWG 30	1/4 x 3"	1884 (Fir)	1500	25	125	#14 SW Red Part # 8114910

SAMMYS SWIVEL HEAD™ FOR WOOD – Swivel Application



PRODUCT FEATURES

- Eliminates distortion of threaded rod
- Accommodates up to 3 1/2" x 12 pitch roof
- Saves time from traditional methods
- Reduces installation costs
- Assembled in the U.S.A.



View our installation videos:
www.sammysanchors.com/install



SWIVEL MOUNT

Approvals	Rod Size	Part Number	Model	Screw Description	Ultimate Pullout (lbs)	UL Test Load (lbs)	FM Test Load (lbs)	Max. Deflection	Box Qty	Case Qty	Nut Driver
	3/8"	8139957	SH-GST 20	1/4 x 2"	1257 (Fir)	1050	1475	17°	25	125	#14 Black Part # 8113910
	3/8"	8269957	SH-GST/CST 20	5/16 x 1-3/4"	1903 Dim. Lumber 1406 @ 45° off vertical Dim. Lumber	1500 850 @ 45°		89°	25	125	#14 SH Orange Part # 8273910

*May require pre-drilling; consult joist manufacturer / **Will not swivel until installed with black nut driver